

1-353908-0 ✓ ACTIVE



AMP Mini CT


TE Internal #: 1-353908-0

Housing, Receptacle, Wire-to-Panel / Wire-to-Wire / Wire-to-Board,
10 Position, 1.5 mm [.059 in] Centerline, Crimp, 1 Row, White, AMP
Mini CT

[View on TE.com >](#)

Connectors > PCB Connectors > Wire-to-Board Connectors > Wire-to-Board Connector Assemblies & Housings >

Mini Common Termination (CT) Housings



Connector Product Type: **Housing**

Connector & Housing Type: **Receptacle**

Connector System: **Wire-to-Board, Wire-to-Panel, Wire-to-Wire**

Number of Positions: **10**

Centerline (Pitch): **1.5 mm [.059 in]**

[All Mini Common Termination \(CT\) Housings \(38\)](#)

Features

Product Type Features

Connector Product Type	Housing
Connector & Housing Type	Receptacle
Connector System	Wire-to-Board, Wire-to-Panel, Wire-to-Wire
Sealable	No
Connector & Contact Terminates To	Wire & Cable

Configuration Features

Number of Positions	10
Number of Rows	1

Electrical Characteristics

Insulation Resistance	500 M Ω
Operating Voltage	50 VAC



Contact Features

Contact Layout	Inline
Contact Type	Socket
Contact Current Rating (Max)	3 A

Termination Features

Termination Method to Wire & Cable	Crimp
------------------------------------	-------

Mechanical Attachment

Strain Relief	Without
Panel Mount Feature	Without
PCB Mount Retention	Without
Mating Retention Type	Detent
Mating Retention	With
Connector Mounting Type	Cable Mount (Free-Hanging)

Housing Features

Housing Entry Configuration	Both Ends Closed
Housing Material	Nylon 66
Centerline (Pitch)	1.5 mm [.059 in]
Housing Color	White

Dimensions

Connector Length	16.5 mm [.65 in]
Connector Height	6 mm [.236 in]
Connector Width	3.6 mm [.141 in]
Accepts Wire Insulation Diameter Range	.85 – 1.05 mm [.033 – .041 in]
Wire Size	.05 – .22 mm ²

Usage Conditions

Operating Temperature Range	-30 – 105 °C [-22 – 221 °F]
-----------------------------	-----------------------------

Operation/Application

Circuit Application	Power & Signal
---------------------	----------------

Industry Standards

Glow Wire Rating	Standard Part - Not Glow Wire
UL Flammability Rating	UL 94V-0
UL File Number	E28476



Agency/Standard	CSA, UL
CSA File Number	LR 7189-133

Packaging Features

Packaging Quantity	1500
Packaging Method	Box

Product Compliance

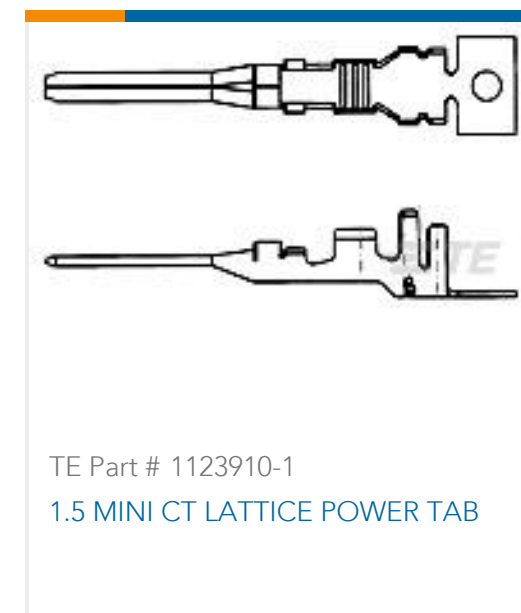
[For compliance documentation, visit the product page on TE.com>](#)

EU RoHS Directive 2011/65/EU	Compliant
EU ELV Directive 2000/53/EC	Compliant
China RoHS 2 Directive MIIT Order No 32, 2016	No Restricted Materials Above Threshold
EU REACH Regulation (EC) No. 1907/2006	Current ECHA Candidate List: JUNE 2022 (224) Candidate List Declared Against: JUNE 2022 (224) Does not contain REACH SVHC
Halogen Content	Low Halogen - Br, Cl, F, I < 900 ppm per homogenous material. Also BFR/CFR/PVC Free
Solder Process Capability	Not applicable for solder process capability


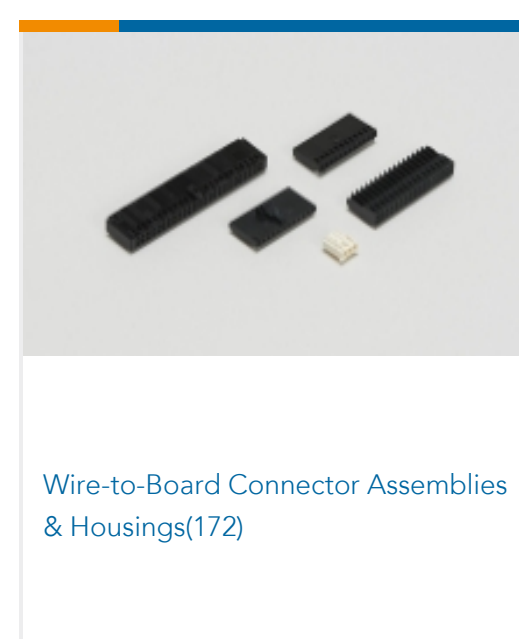
Product Compliance Disclaimer

This information is provided based on reasonable inquiry of our suppliers and represents our current actual knowledge based on the information they provided. This information is subject to change. The part numbers that TE has identified as EU RoHS compliant have a maximum concentration of 0.1% by weight in homogenous materials for lead, hexavalent chromium, mercury, PBB, PBDE, DBP, BBP, DEHP, DIBP, and 0.01% for cadmium, or qualify for an exemption to these limits as defined in the Annexes of Directive 2011/65/EU (RoHS2). Finished electrical and electronic equipment products will be CE marked as required by Directive 2011/65/EU. Components may not be CE marked. Additionally, the part numbers that TE has identified as EU ELV compliant have a maximum concentration of 0.1% by weight in homogenous materials for lead, hexavalent chromium, and mercury, and 0.01% for cadmium, or qualify for an exemption to these limits as defined in the Annexes of Directive 2000/53/EC (ELV). Regarding the REACH Regulation, the information TE provides on SVHC in articles for this part number is based on the latest European Chemicals Agency (ECHA) 'Guidance on requirements for substances in articles' posted at this URL: <https://echa.europa.eu/guidance-documents/guidance-on-reach>

Compatible Parts



Also in the Series | AMP Mini CT



Documents

Product Drawings

CT REC HSG 10P CRIMP TYPE WHIT

English

CAD Files

Customer View Model

ENG_CVM_CVM_1-353908-0_P.2d_dxf.zip

English



3D PDF

3D

Customer View Model

[ENG_CVM_CVM_1-353908-0_P.3d_igs.zip](#)

English

Customer View Model

[ENG_CVM_CVM_1-353908-0_P.3d_stp.zip](#)

English

By downloading the CAD file I accept and agree to the [Terms and Conditions](#) of use.

Datasheets & Catalog Pages

[6-1773454-5_AMP_Mini_CT_Connector_Series_QRG](#)

English

Product Specifications

[Application Specification](#)

English

Product Environmental Compliance

[MD_1-353908-0_07022018239_dmtec](#)

English

[MD_1-353908-0_07022018239_dmtec](#)

English

Instruction Sheets

[Instruction Sheet for Mini CT DC Drawer Connector SF Type](#)

Japanese

[Instruction Sheet \(non U.S.\)](#)

English

[1.5mm Pitch Mini CT DC Drawer Connector SF Type](#)

Japanese

[Instruction Sheet \(non U.S.\)](#)

Japanese

[1.5mm Pitch Mini CT Hybrid Drawer Connector SF Type](#)

Japanese

[Instruction Sheet \(non U.S.\)](#)

Japanese

[1.5mm Pitch Mini CT Hybrid Drawer Connector Slim Type](#)

Japanese

[Instruction Sheet \(non U.S.\)](#)

Japanese